

Order form:

Date of the day:

PO:

IT'S TIME TO
TAKE IT OUTSIDE

Planning and Ordering Form
PURE U-SHAPE



Order form:

Date of the day:

PO:

Instructions for completing the form

POSITION

LOCATE THE CABINETS

This column refers to the position of the cabinet in the configuration as shown in the form at the top of the page, as well as in the Information and Configuration page (end, corners, sections).

You do not have to fill in each line.

A maximum number of lines (cabinets) is available on this form. Contact customer service if your installation is larger.

STEP 1

CABINET CATEGORY

For each position, select the category of cabinet you wish to install.

Example: Select Storage & specialities for a Recycling Pull-Out Cabinet, Select Sink for an integrated sink cabinet, etc..

STEP 2

SPECIFIC CABINET

For each position and category, select the cabinet including its width, style (doors, drawers), hinge position, etc.

Example: Select Recycling Pull-Out Cabinet 18in to complete your Recycling Pull-Out Cabinet selection, select Sink Cabinet SmartStation Maple 1 door hinges left to complete your integrated sink cabinet selection, etc.

STEP 3

SELECT THE À LA CARTE OPTIONS

For each position, select the options to apply to the cabinet. Consult the legend to understand each of them. Check our website as needed.



316

The 316L grade is much more resistant to corrosion when used in a saline environment or in the presence of chemicals.



BACK

The back panel is an aesthetic panel installed behind a cabinet. This closes the back area meant for the plumbing and electricity passage in a smooth and continuous surface.



EXT

By choosing this option, a LED system encapsulated in an extrusion will be positioned in the bottom of the selected cabinets.



LOCK

This discreet lock will allow you to secure the content of your cabinets and protect the cabinets during high winds. This extra security will also prevent animals from taking refuge in the cabinets.

GRANITE
HANDLE

This unique black American granite handle will surely give an exceptional touch to your kitchen. By choosing this option, the regular stainless steel handle is replaced by this exclusive handle.

Order form:

Date of the day:

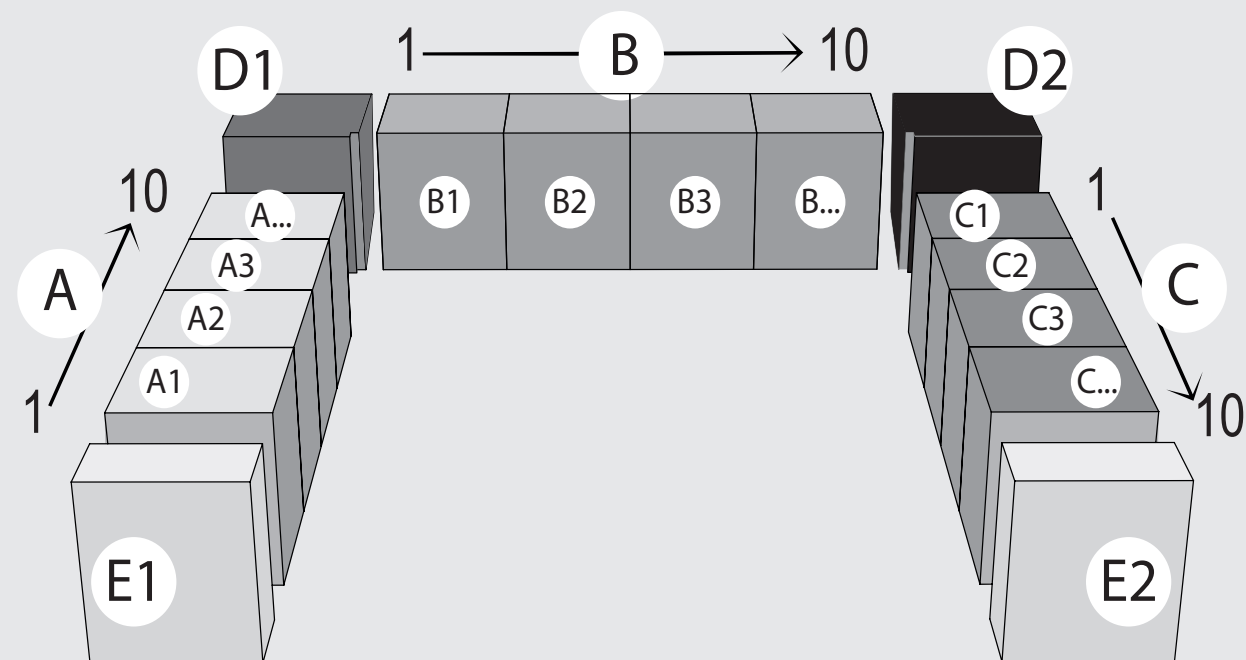
PO:

Information and Configuration

PERSONAL INFORMATIONS

DESCRIPTION

The U-shaped kitchen design divides the action on 3 sides of the space. This design focuses on storage space and increased work surfaces. Everything is at your fingertips, making it a wise choice if you want a functional space and great freedom of movement



Order form:

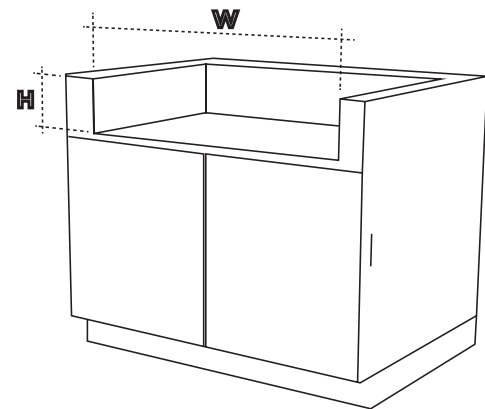
Date of the day:

PO:

Information about Grill Cabinets and Appliance Cabinets

MANDATORY INFORMATION FOR THE GRILL CABINET

* Indicate the grill brand and model chosen:



* Indicate the dimensions of the opening recommended by the manufacturer:

Height (H): _____

Width (W): _____

Depth (D): _____

Inches: _____ Millimeters: _____

*Indicate the countertop thickness:

MANDATORY INFORMATION FOR THE APPLIANCE CABINETS

* Indicate the refrigerator brand and model chosen:

Height (H): _____

Width (W): _____

Depth (D): _____

Inches: _____ Millimeters: _____

* Indicate the dishwasher brand and model chosen:

Height (H): _____

Width (W): _____

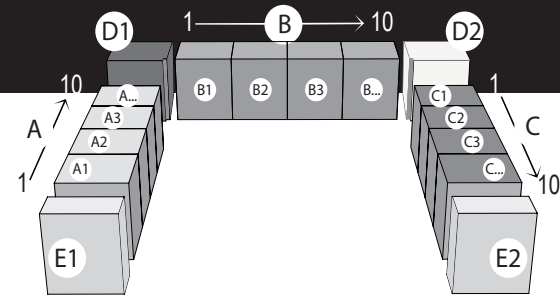
Depth (D): _____

Inches: _____ Millimeters: _____






Order form:

Date of the day:

PO:



Section 1 - Choosing the cabinets

Position	Step 1	Step 2	Step 3 À LA CARTE Options	SKU	Price (MSRP)
	Cabinet Category	Specific Cabinets	 316  BACK  EXT  LOCK  GRANIT HANDLE		
E1					
A1					
A2					
A3					
A4					
A5					
A6					
A7					
A8					
A9					
A10					
D1					
B1					
B2					
B3					
B4					
B5					
B6					
B7					
B8					
B9					
B10					
D2					

Total dimension in inches:

Side A :

Side B :

Side C :

Total dimension in feet:

Side A :

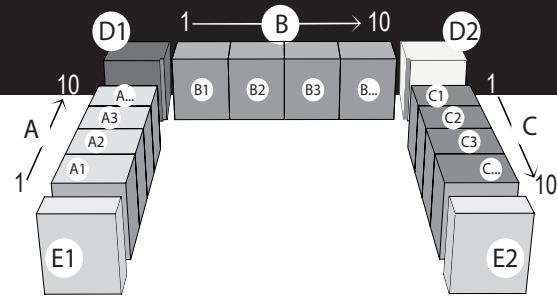
Side B :

Side C :

Order form:

Date of the day:

PO:



Section 1 - Choosing the cabinets

Position	Step 1	Step 2	Step 3 À LA CARTE Options	SKU	Price (MSRP)
	Cabinet Category	Specific Cabinets	316 BACK EXT LOCK GRANIT HANDLE		
C1					
C2					
C3					
C4					
C5					
C6					
C7					
C8					
C9					
C10					
7\$					

Counter Leg in Stainless Steel

Grade 316L

I WOULD LIKE TO HAVE A QUOTE FOR A STAINLESS STEEL COUNTERTOP.

* Note: Dimensions does not take into account Signature module

Total dimension in inches:	Side A :	Side B :	Side C :	Total : USD
Total dimension in feet:	Side A :	Side B :	Side C :	* Note: Price displayed in USD dollars does not take into account Signature modules. The actual selling price may vary.